

## **APPENDIX C**

### **Crack Patterns of Problem 7.2**

— opening crack  
— unloading crack




Fig. C.1 Crack pattern of case with 1 allowable crack path in plain concrete specimen

— opening crack  
— unloading crack




Fig. C.2 Crack pattern of case with 5 allowable crack paths in plain concrete specimen

— opening crack  
— unloading crack




Fig. C.3 Crack pattern of case with 13 allowable crack paths in plain concrete specimen

— opening crack  
— unloading crack




Fig. C.4 Crack pattern of case with 31 allowable crack paths in plain concrete specimen (cracking localization, without self-weight)

— opening crack  
— unloading crack




Fig. C.5 Crack pattern of case with 31 allowable crack paths in plain concrete specimen (cracking localization, self-weight)

— opening crack  
— unloading crack

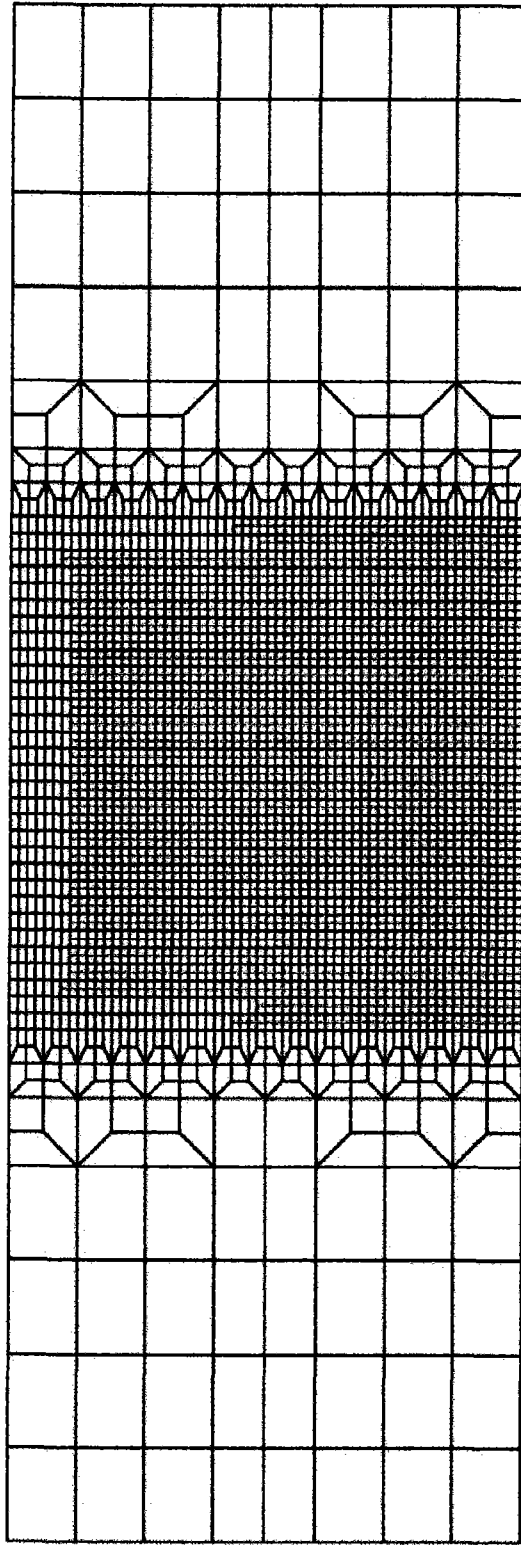


Fig. C.6 Crack pattern of case with 31 allowable crack paths in plain concrete specimen (without cracking localization, without self-weight)